

Please check the examination details below before entering your candidate information

|   |  |  |  |   |  |             |  |
|---|--|--|--|---|--|-------------|--|
| Candidate surname   |  |  |  | Other names   |  |             |  |
| Centre Number   |  |  |  | Candidate Number  |  |             |  |
| <b>Pearson Edexcel</b><br><b>Level 1/Level 2 GCSE (9–1)</b> |  |  |  | <input type="text"/> <input type="text"/> <input type="text"/> <input type="text"/> <input type="text"/> <input type="text"/> |  |             |  |
| <b>Friday 14 June 2019</b>                                  |  |  |  |   |  |             |  |
| Morning (Time: 1 hour 10 minutes)                           |  |  |  | Paper Reference <b>1SC0/2PH</b>   |  |             |  |
| <b>Combined Science</b><br><b>Paper 6: Physics 2</b>        |  |  |  |   |  |             |  |
| <b>Higher Tier</b>  |  |  |  |   |  |             |  |
| <b>You must have:</b><br>Calculator, ruler                  |  |  |  |   |  | Total Marks |  |

### Instructions

- Use **black** ink or ball-point pen.
- **Fill in the boxes** at the top of this page with your name, centre number and candidate number.
- Answer **all** questions.
- Answer the questions in the spaces provided  
– *there may be more space than you need.*
- Calculators may be used.
- Any diagrams may NOT be accurately drawn, unless otherwise indicated.
- You must **show all your working out** with **your answer clearly identified** at the **end of your solution**.

### Information

- The total mark for this paper is 60.
- The marks for **each** question are shown in brackets  
– *use this as a guide as to how much time to spend on each question.*
- In questions marked with an **asterisk (\*)**, marks will be awarded for your ability to structure your answer logically showing how the points that you make are related or follow on from each other where appropriate.
- A list of equations is included at the end of this exam paper.

### Advice

- Read each question carefully before you start to answer it.
- Try to answer every question.
- Check your answers if you have time at the end.

Turn over ►

P60251A

©2019 Pearson Education Ltd.

1/1/



  
**Pearson**

Answer ALL questions. Write your answers in the spaces provided.

Some questions must be answered with a cross in a box .  
If you change your mind about an answer, put a line through the box  and then mark your new answer with a cross .

1 (a) Which of these is the equation for work done?

(1)

- A work done = force  $\div$  distance moved in direction of force
- B work done = force  $\times$  distance moved in direction of force
- C work done = force  $\div$  distance moved at right angles to direction of force
- D work done = force  $\times$  distance moved at right angles to direction of force

(b) A ball has a mass of 0.046 kg.

(i) Calculate the change in gravitational potential energy when the ball is lifted through a vertical height of 2.05 m.

Use the equation

$$\Delta GPE = m \times g \times \Delta h$$

(2)

change in gravitational potential energy = ..... J

(ii) The ball is released.

Calculate the kinetic energy of the ball when the speed of the ball is 3.5 m/s.

(3)

kinetic energy of the ball = ..... J

DO NOT WRITE IN THIS AREA

DO NOT WRITE IN THIS AREA

DO NOT WRITE IN THIS AREA

DO NOT WRITE IN THIS AREA

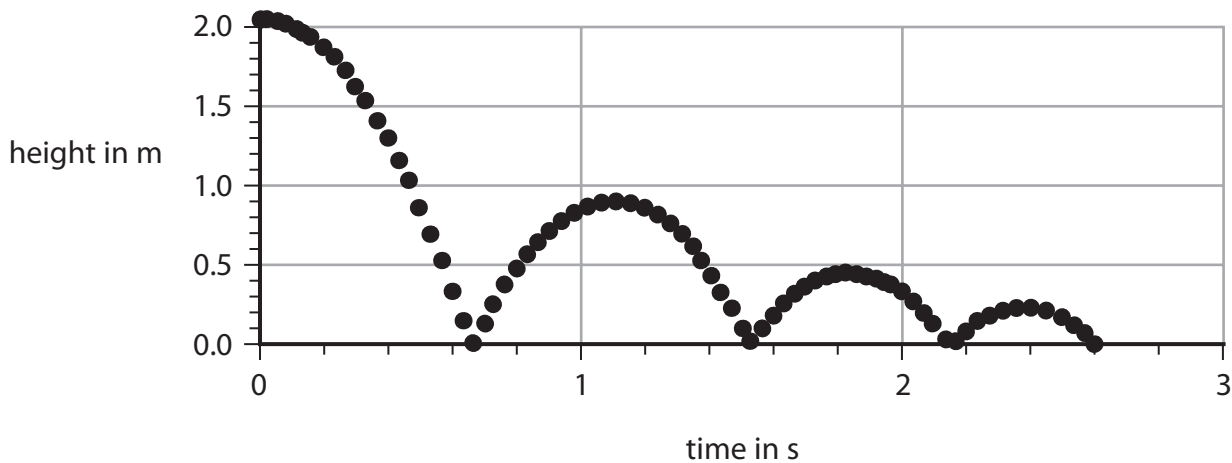
DO NOT WRITE IN THIS AREA

DO NOT WRITE IN THIS AREA



(iii) The ball bounces several times.

Figure 1 shows how the height of the ball above the floor changes with time.



**Figure 1**

Use Figure 1 to estimate the maximum height that the ball reaches after the first bounce.

(1)

height after first bounce = ..... m

(iv) Explain why the ball does not bounce back to its starting height of 2.05 m.

(2)

.....

.....

.....

.....

**(Total for Question 1 = 9 marks)**



DO NOT WRITE IN THIS AREA

DO NOT WRITE IN THIS AREA

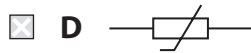
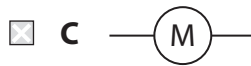
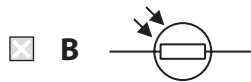
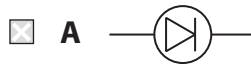
DO NOT WRITE IN THIS AREA

DO NOT WRITE IN THIS AREA

DO NOT WRITE IN THIS AREA

DO NOT WRITE IN THIS AREA

2 (a) Which of these symbols is used to represent a thermistor in an electrical circuit? (1)



(b) A student investigates how the current in a lamp changes with the potential difference across the lamp.

The student uses the results to calculate the resistance of the lamp.

The results are shown in the table in Figure 2.

| potential difference in V | current in A | resistance in $\Omega$ |
|---------------------------|--------------|------------------------|
| 1.0                       | 0.09         | 11                     |
| 2.0                       | 0.14         | 14                     |
| 3.0                       | 0.18         | 17                     |
| 4.0                       | 0.22         | 18                     |
| 5.0                       | 0.26         |                        |
| 6.0                       | 0.30         | 20                     |

**Figure 2**

(i) One value of resistance is missing from the table in Figure 2.

Calculate the value of resistance that is missing from the table.

(3)

missing resistance = .....  $\Omega$



(ii) The student writes this conclusion:

'The resistance of the lamp is directly proportional to the potential difference.'

Comment on the student's conclusion.

Use information from Figure 2 in your answer.

(3)

.....

.....

.....

.....

.....

.....

(iii) The student used a power supply that had fixed output voltage settings.

Each of these outputs was a whole number of volts.

Describe how the student could add a component to the circuit that would provide a continuously variable voltage across the lamp.

(2)

.....

.....

.....

.....

**(Total for Question 2 = 9 marks)**

---

.....

.....

.....

.....

.....

.....



- 3 (a) A student uses a plotting compass to investigate the magnetic field around a wire.  
Figure 3 shows the wire going straight through a card.

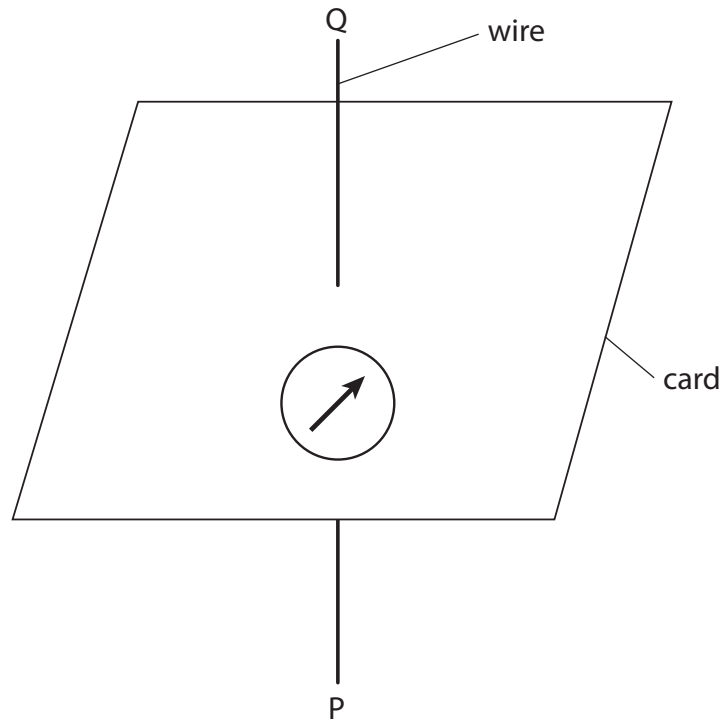
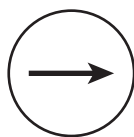


Figure 3

Figure 3 shows the compass needle when there is no current in the wire.

- (i) Which of these shows a possible direction of the compass needle when there is a current in the wire going from P to Q?


(1)




A



B



C



D



(ii) Describe how the student could develop the investigation to find the shape of the magnetic field produced by the current.

(3)

.....

.....

.....

.....

.....

.....

DO NOT WRITE IN THIS AREA

DO NOT WRITE IN THIS AREA

DO NOT WRITE IN THIS AREA

DO NOT WRITE IN THIS AREA

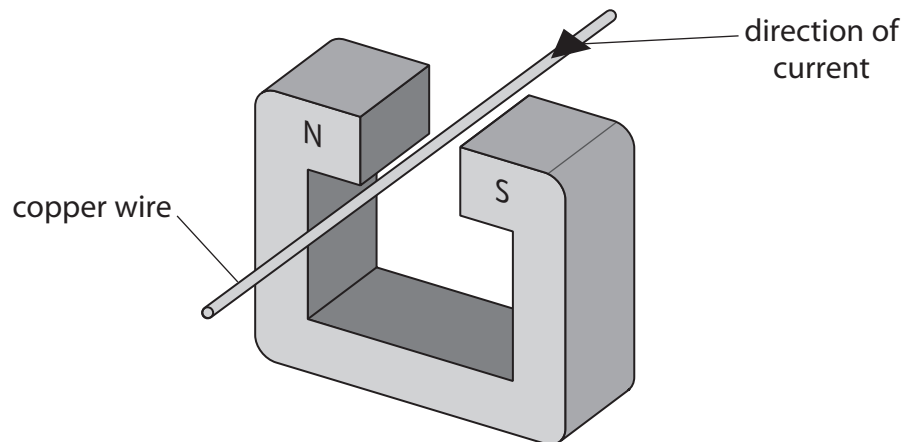
DO NOT WRITE IN THIS AREA

DO NOT WRITE IN THIS AREA





(b) Figure 4 shows a copper wire between two magnetic poles.



**Figure 4**

The current in the wire is in the direction shown by the arrow.

The wire experiences a force due to the magnetic field.

(i) The direction of the force due to the magnetic field is

(1)

- A** down
- B** up
- C** towards the north pole of the magnet
- D** towards the south pole of the magnet

(ii) The interaction between the magnetic fields produced by the magnet and the current in the wire produces forces on the magnet and the wire.

Compare these two forces.

(1)

DO NOT WRITE IN THIS AREA

DO NOT WRITE IN THIS AREA

DO NOT WRITE IN THIS AREA

DO NOT WRITE IN THIS AREA

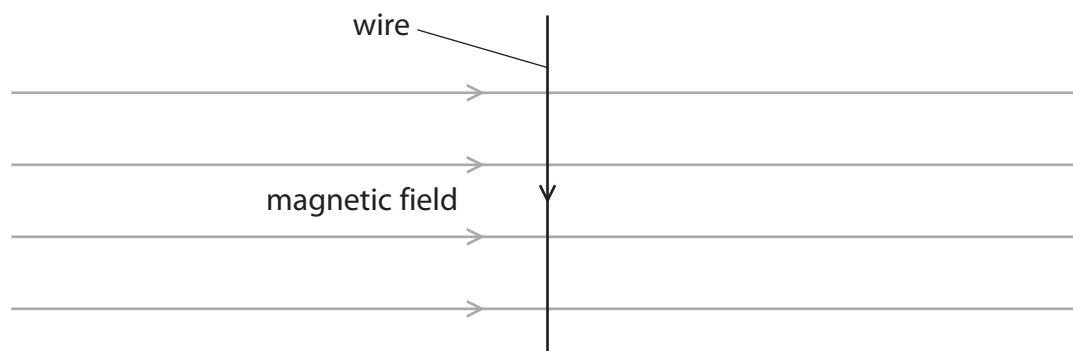
DO NOT WRITE IN THIS AREA

DO NOT WRITE IN THIS AREA





(iii) Figure 5 shows a different wire inside a uniform magnetic field.



**Figure 5**

The magnetic flux density of the magnetic field is  $0.72 \text{ N/A m}$ .

The length of the wire inside the field is  $30 \text{ mm}$ .

The size of the force due to the magnetic field on the wire is  $0.045 \text{ N}$ .

Calculate the size of the current in the wire.

Use an equation selected from the list of equations at the end of this paper.

(3)

current in the wire = ..... A

**(Total for Question 3 = 9 marks)**



P 6 0 2 5 1 A 0 9 2 0

4 (a) A student measures the density of glass.

The student has

- a bag of marbles, all made from the same type of glass
- a weighing balance
- a plastic measuring cylinder containing water

Describe how the student could find, as accurately as possible, the density of the glass used for the marbles.

(4)

.....

.....

.....

.....

.....

.....

.....

.....

(b) A beaker contains 0.25 kg of water at room temperature.  
 The beaker of water is heated until the water reaches boiling point (100 °C).  
 The specific heat capacity of water is 4200 J/kg °C.  
 The total amount of thermal energy supplied to the water is 84 000 J.

(i) Calculate the temperature of the water before it was heated.

Use an equation selected from the list of equations at the end of this paper.

(3)

temperature before heating = ..... °C

DO NOT WRITE IN THIS AREA

DO NOT WRITE IN THIS AREA

DO NOT WRITE IN THIS AREA

DO NOT WRITE IN THIS AREA

DO NOT WRITE IN THIS AREA

DO NOT WRITE IN THIS AREA



- (ii) The heating continues until 0.15 kg of the water has turned into steam.  
The thermal energy needed to turn the boiling water into steam is 0.34 MJ.

Calculate the specific latent heat of vapourisation of water.  
Use an equation selected from the list of equations at the end of this paper.

(2)

specific latent heat = ..... MJ/kg

- (iii) The graph in Figure 6 shows how the **volume** of 1 kg of water changes with temperature.

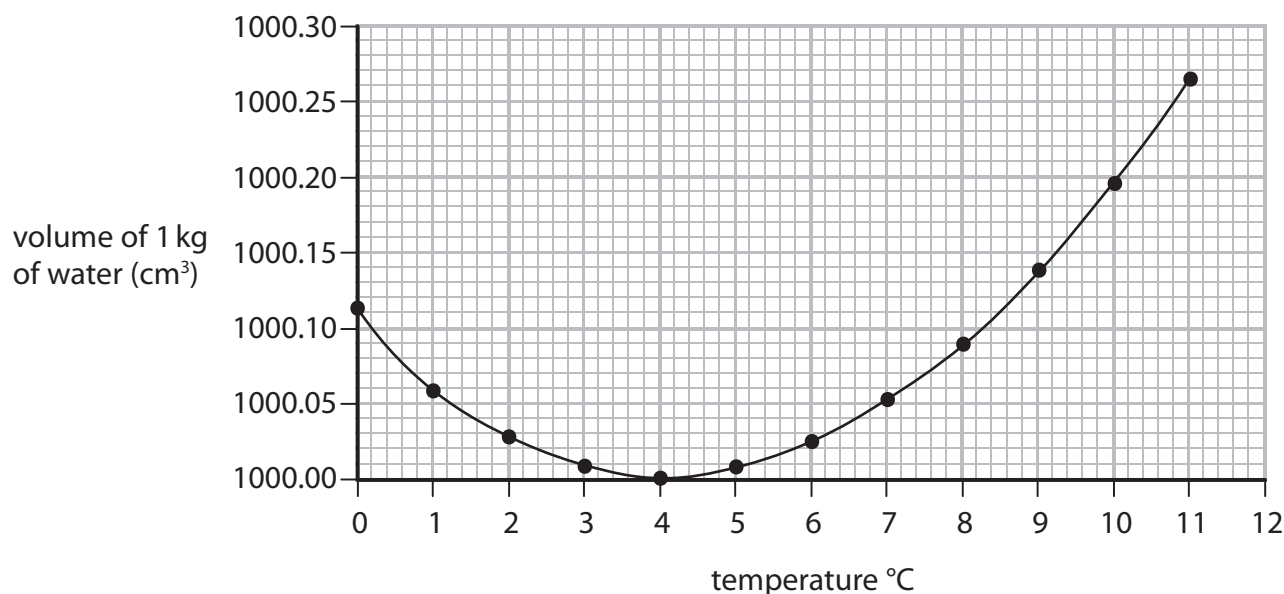


Figure 6

Describe how the **density** of water changes with temperature over the range of temperature shown in Figure 6.

Calculations are not required.

(2)

.....

.....

.....

.....

(Total for Question 4 = 11 marks)



DO NOT WRITE IN THIS AREA

DO NOT WRITE IN THIS AREA

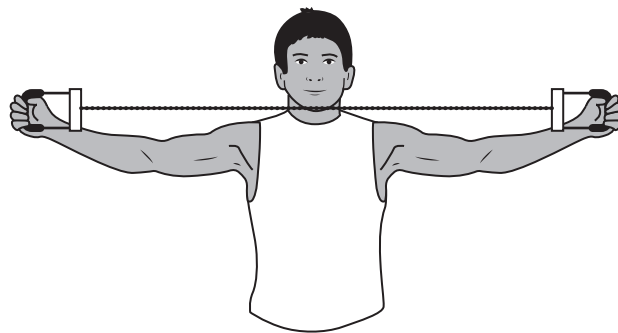
DO NOT WRITE IN THIS AREA

DO NOT WRITE IN THIS AREA

DO NOT WRITE IN THIS AREA

DO NOT WRITE IN THIS AREA

- 5 (a) Figure 7 shows an athlete using a fitness device.



**Figure 7**

The athlete stretches the spring in the device by pulling the handles apart.

The spring constant of the spring is  $140 \text{ N/m}$ .

The athlete does  $45 \text{ J}$  of work to extend the spring.

The athlete takes  $0.6 \text{ s}$  to expand the spring.

- (i) Calculate the useful power output of the athlete when stretching the spring.

(2)

useful power output of the athlete = ..... W

- (ii) Calculate the extension of the spring.

Use an equation selected from the list of equations at the end of this paper.

(3)

extension of the spring = ..... m

DO NOT WRITE IN THIS AREA

DO NOT WRITE IN THIS AREA

DO NOT WRITE IN THIS AREA

DO NOT WRITE IN THIS AREA

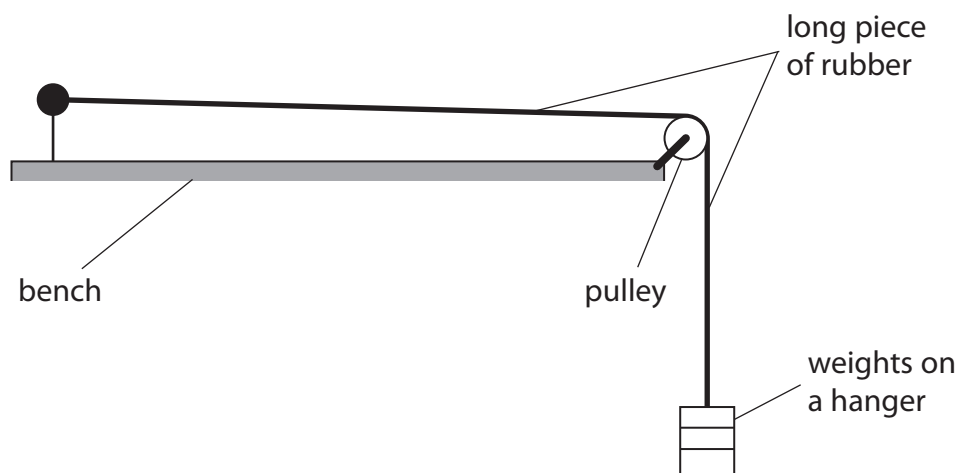
DO NOT WRITE IN THIS AREA

DO NOT WRITE IN THIS AREA



(b) A student investigates the stretching of a long piece of rubber.

Figure 8 shows the apparatus to be used.



**Figure 8**

The student puts just enough weight on the weight hanger to make the piece of rubber just tight.

The student wants to plot a graph to show how the extension of the piece of rubber varies with the force used to stretch it.

The student adds a known weight to the weight hanger.

- (i) Describe how the student could measure the extension of the rubber when he adds another weight to the weight hanger.

(2)

.....

.....

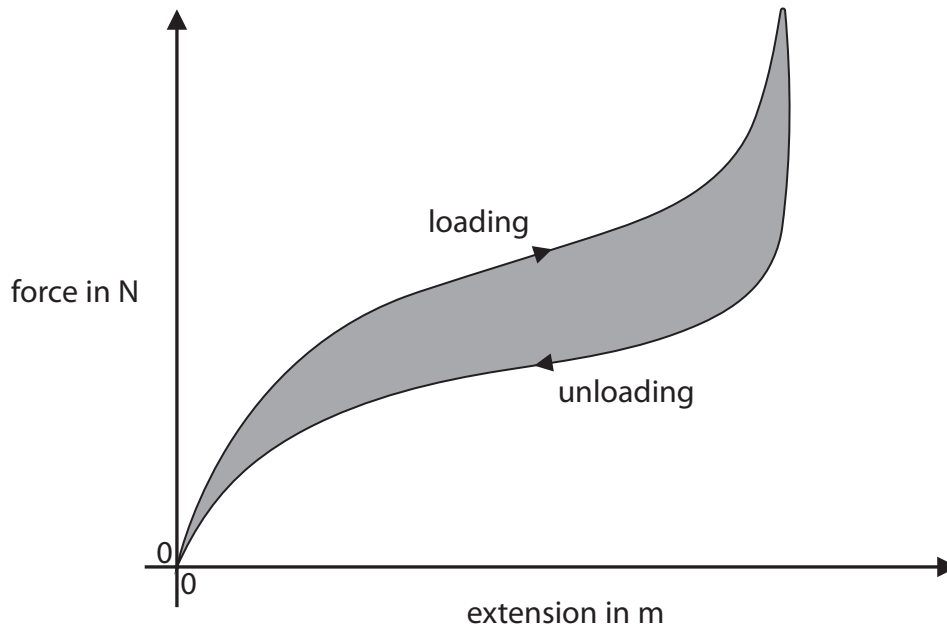
.....

.....



- (ii) The student obtains a series of values of force and extension while loading the piece of rubber and then unloading it.

Figure 9 shows the graph of the student's values.



**Figure 9**

Explain how the shape of this graph shows that the distortion of the piece of rubber being stretched is different from the distortion of a spring being stretched.

(2)

.....

.....

.....

.....

- (c) The area between the curve and the extension axis of a force/extension graph corresponds to work done or energy transferred.

Suggest what the shaded area of the graph in Figure 9 represents.

(2)

.....

.....

.....

.....

**(Total for Question 5 = 11 marks)**



DO NOT WRITE IN THIS AREA

DO NOT WRITE IN THIS AREA

DO NOT WRITE IN THIS AREA

DO NOT WRITE IN THIS AREA

DO NOT WRITE IN THIS AREA

DO NOT WRITE IN THIS AREA

DO NOT WRITE IN THIS AREA

DO NOT WRITE IN THIS AREA

DO NOT WRITE IN THIS AREA

DO NOT WRITE IN THIS AREA

DO NOT WRITE IN THIS AREA

DO NOT WRITE IN THIS AREA

**BLANK PAGE**





6 (a) Figure 10 shows two electrical devices for heating water.

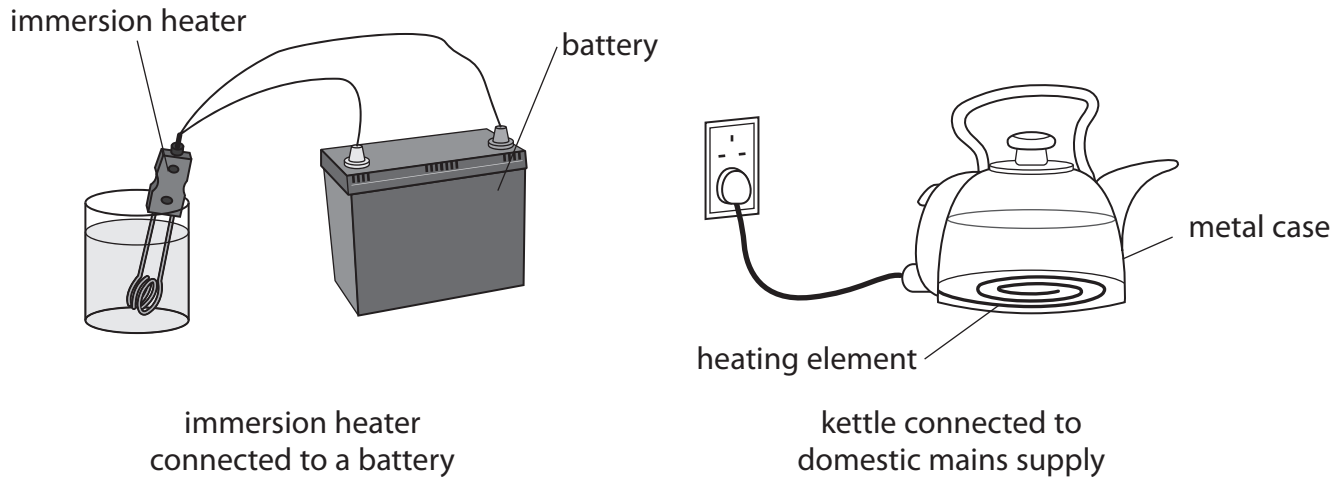


Figure 10

(i) The current in the element of the immersion heater is 14 A.

The power of the immersion heater is 130 W.

Calculate the resistance of the immersion heater.

Give your answer to two significant figures.

(3)

resistance of immersion heater = .....  $\Omega$

(ii) The current in the heating element of the kettle is 8.3 A.

State **two** differences between the movement of charge in the heating element of the kettle and the movement of charge in the immersion heater.

(2)

1 .....

.....

2 .....

.....

DO NOT WRITE IN THIS AREA

DO NOT WRITE IN THIS AREA

DO NOT WRITE IN THIS AREA


DO NOT WRITE IN THIS AREA

DO NOT WRITE IN THIS AREA

DO NOT WRITE IN THIS AREA







**BLANK PAGE**

DO NOT WRITE IN THIS AREA

DO NOT WRITE IN THIS AREA

DO NOT WRITE IN THIS AREA

DO NOT WRITE IN THIS AREA

DO NOT WRITE IN THIS AREA

DO NOT WRITE IN THIS AREA



DO NOT WRITE IN THIS AREA

DO NOT WRITE IN THIS AREA

DO NOT WRITE IN THIS AREA

DO NOT WRITE IN THIS AREA

DO NOT WRITE IN THIS AREA

DO NOT WRITE IN THIS AREA

**BLANK PAGE**



## Equations

(final velocity)<sup>2</sup> – (initial velocity)<sup>2</sup> = 2 × acceleration × distance

$$v^2 - u^2 = 2 \times a \times x$$

force = change in momentum ÷ time

$$F = \frac{(mv - mu)}{t}$$

energy transferred = current × potential difference × time

$$E = I \times V \times t$$

force on a conductor at right angles to a magnetic field carrying a current = magnetic flux density × current × length

$$F = B \times I \times l$$

$\frac{\text{voltage across primary coil}}{\text{voltage across secondary coil}} = \frac{\text{number of turns in primary coil}}{\text{number of turns in secondary coil}}$

$$\frac{V_p}{V_s} = \frac{N_p}{N_s}$$

potential difference across primary coil × current in primary coil = potential difference across secondary coil × current in secondary coil

$$V_p \times I_p = V_s \times I_s$$

change in thermal energy = mass × specific heat capacity × change in temperature

$$\Delta Q = m \times c \times \Delta\theta$$

thermal energy for a change of state = mass × specific latent heat

$$Q = m \times L$$

to calculate pressure or volume for gases of fixed mass at constant temperature

$$P_1 V_1 = P_2 V_2$$

energy transferred in stretching = 0.5 × spring constant × (extension)<sup>2</sup>

$$E = \frac{1}{2} \times k \times x^2$$

pressure due to a column of liquid = height of column × density of liquid × gravitational field strength

$$P = h \times \rho \times g$$

DO NOT WRITE IN THIS AREA

DO NOT WRITE IN THIS AREA

DO NOT WRITE IN THIS AREA

